

Creating a Comic Gift



By Ms. Schweitzer

© 2011

Once upon a time.....

I decided to write a personalized comic book, so I had to find a place to make my characters. So I went shopping and found.....

I was created at
http://www.moeruavatar.com/index_en.shtml.



I was created at
<http://elouai.com/doll-makers/new-dollmaker.php>



We were created at
<http://www.tektek.org>



<http://www.chibimachine.com>



<http://www.miiseach.com/mii-creator.html>



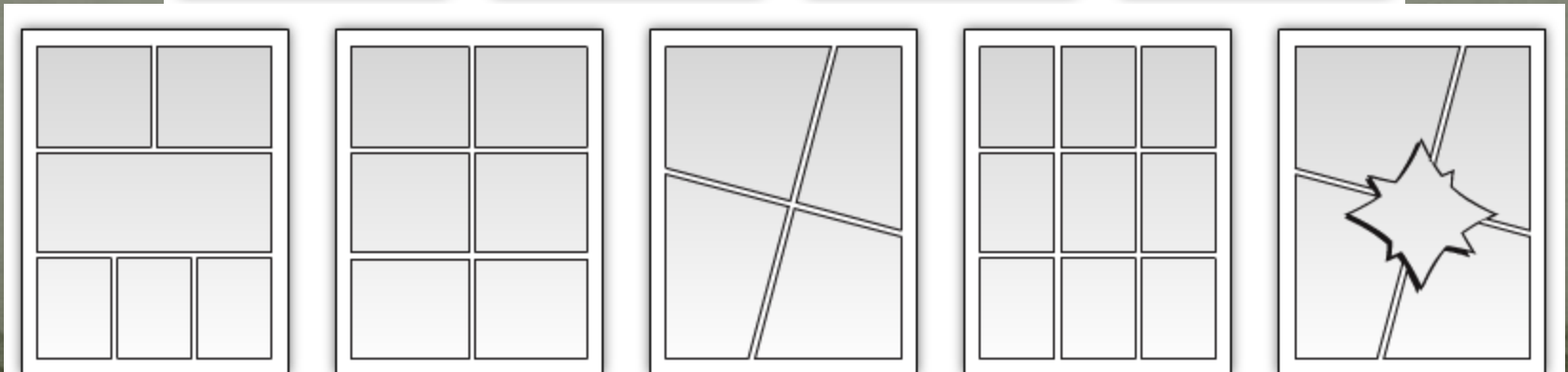
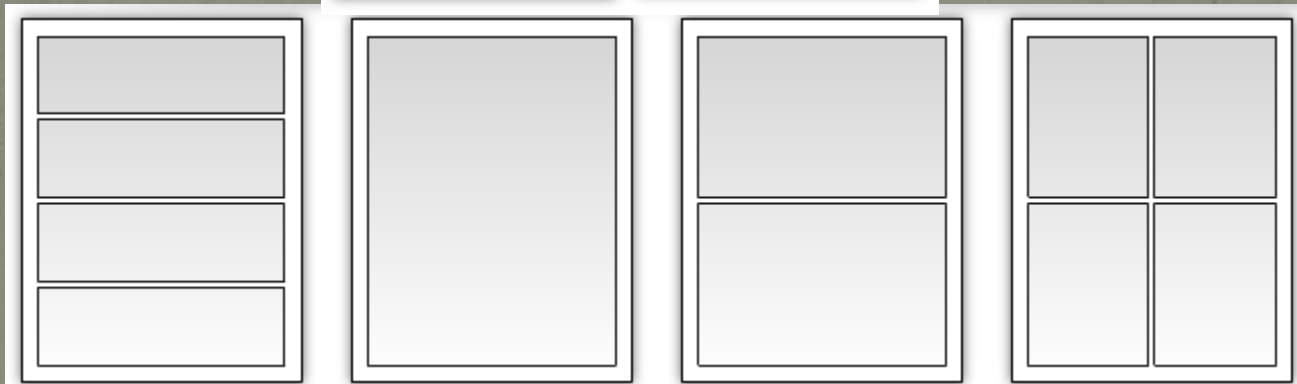
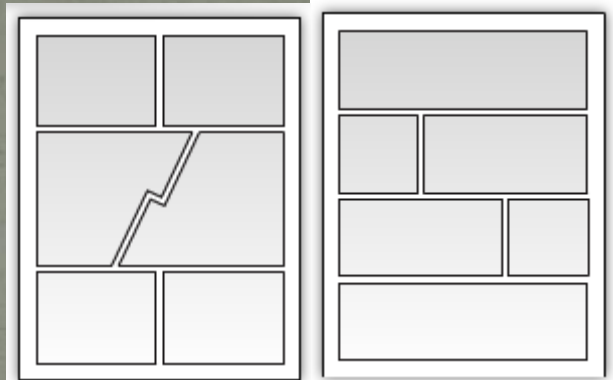
Now that I have decide who....

- Where will it happen? Gather some pictures for my comic book.
- Who else will be involved? Create other characters.
- What is going to happen? Write a small script.
- Now Create your panels.....



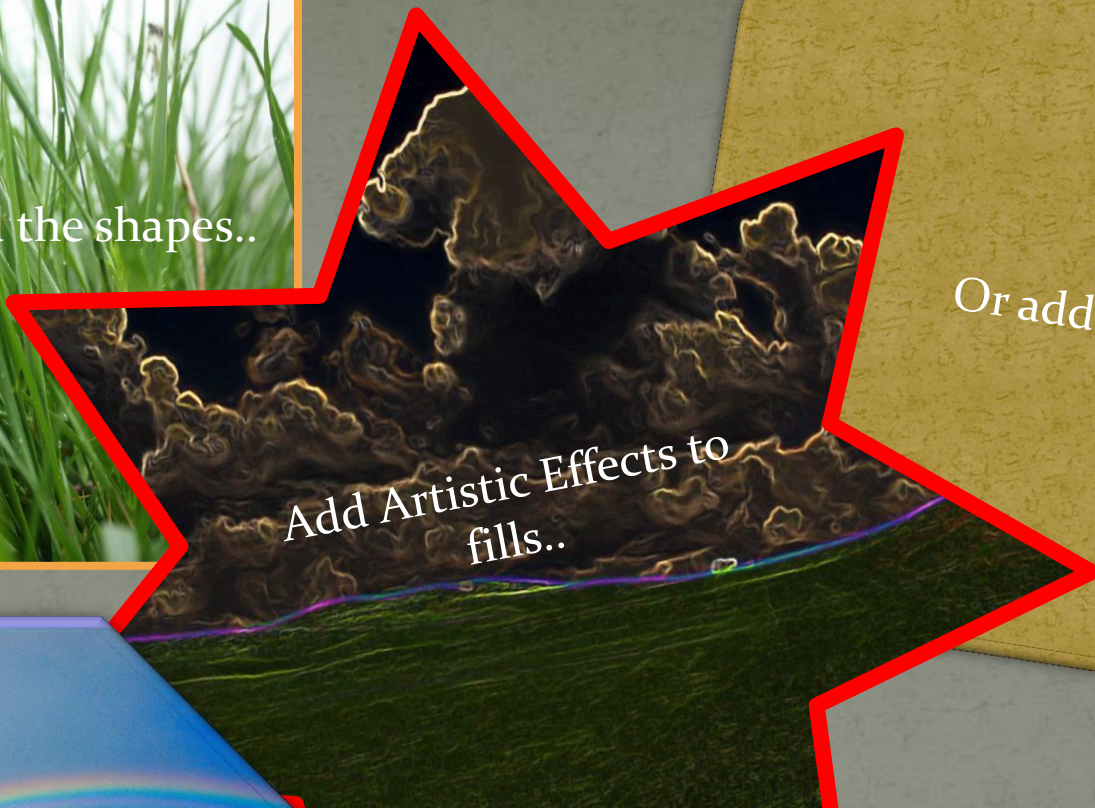
Add shapes for panels....

What will your panels look like ?






Add lines around the shapes..



Add Artistic Effects to fills..

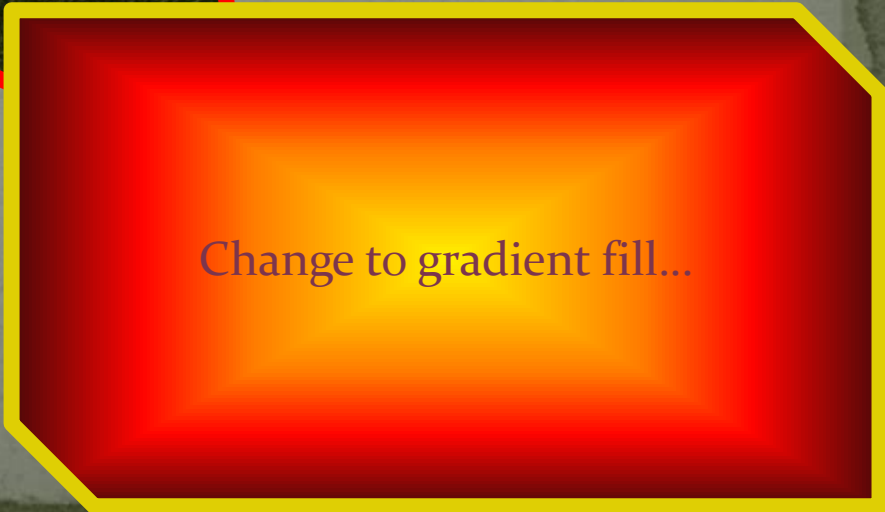


Or add a background



Go to shape fill on the Drawing Tool bar.

Fill if a picture.



Change to gradient fill...

Add the following:

- **The Characters**
- **Speech balloon, word balloon, thought bubble**
- **Caption lines like:**
 - **Once upon a time.....**
 - **Suddenly the lights when out...**
 - **When the lights came on...**
- **Sound effects using WordArt and AutoShapes...**

- BAM! (pistol shot)
- SPANG! (bullet hitting metal)
- SPLAT! (bullet hitting masonry or concrete)
- WANG! KAWUNGG! (bullet hit with ricochet)
- POW! (fist hitting chin)
- SOK! (fist hitting chin)
- CRAK! (nightstick hitting skull)
- CRACK! (wrench hitting skull)
- CREAK! (squeaky door opening)
- EEEEEEEEEEE! (scream)
- CRASH! (furnishings being destroyed in a fight)



..Not as tall as grass. EEEE!



As energy waves leaves her hands....



Thinking...
Faster than a rainbow

ZOOM



Run anywhere in the world...
(pant, pant)

CREATE A COVER



Me and Mini Me's Adventure



Print your book... and bind it...Give it!

